

Overall Visitor Arrival Performance (Aug / 2014)

Total Stayover Arrivals by Region

Region	Aug/2014	% Total	Aug/2013	% Total	% Change
North America	5,157	13%	6,419	16%	-20%
South America	14,471	36%	12,641	32%	14%
Caribbean	3,615	9%	3,985	10%	-9%
Europe	15,268	38%	14,451	37%	6%
Others	1,985	5%	1,422	4%	40%
Total	40,496	100%	38,918	100%	4%

2014YTD	% Total	2013YTD	% Total	% Change
45,172	16%	52,194	18%	-13%
80,111	28%	82,642	28%	-3%
22,765	8%	26,623	9%	-14%
122,888	43%	116,311	40%	6%
16,385	6%	12,875	4%	27%
287,321	100%	290,645	100%	-1%

Total Daytrippers

	Aug/2014	% Total	Aug/2013	% Total	% Change
Day Trippers	4,175	100%	4,152	100%	1%

2014YTD	% Total	2013YTD	% Total	% Change
30,055	100%	31,452	100%	-4%

Total Nights by Region

Region	Aug/2014	% Total	Aug/2013	% Total	% Change
North America	33,961	9.9%	39,212	12.5%	-13%
South America	112,989	33.0%	82,796	26.4%	36%
Caribbean	20,960	6.1%	23,664	7.6%	-11%
Europe	167,113	48.9%	159,328	50.9%	5%
Others	6,958	2.0%	8,077	2.6%	-14%
Total	341,981	100%	313,077	100%	9%

2014YTD	% Total	2013YTD	% Total	% Change
321,554	12.5%	352,130	14.3%	-9%
609,323	23.7%	541,887	22.0%	12%
148,004	5.8%	174,567	7.1%	-15%
1,386,954	53.9%	1,302,088	53.0%	7%
107,425	4.2%	87,180	3.5%	23%
2,573,260	100%	2,457,852	100%	5%

Total Cruise Arrivals

	Aug/2014	% Total	Aug/2013	% Total	% Change
Cruise Arrivals	36,295	100%	21,800	100%	66%
Cruise Calls	16	100%	9	100%	78%

2014YTD	% Total	2013YTD	% Total	% Change
417,640	100%	383,624	100%	9%
191	100%	190	100%	1%

Total Arrivals

	Aug/2014	% Total	Aug/2013	% Total	% Change
Cruise Arrivals	36,295	45%	21,800	34%	66%
Day Trippers	4,175	5%	4,152	6%	1%
Stayovers	40,496	50%	38,918	60%	4%
Total	80,966	100%	64,870	100%	25%

2014YTD	% Total	2013YTD	% Total	% Change
417,640	57%	383,624	54%	9%
30,055	4%	31,452	4%	-4%
287,321	39%	290,645	41%	-1%
735,016	100%	705,721	100%	4%

Source

Stayover: Immigration database / CTB
Visitor Nights: Immigration database / CTB
Cruise calls / passengers: CPA



Pietermaai 19, Curaçao, Dutch Caribbean
 Phone: (599-9) 434-8200 * Fax: (599-9) 461-5017
 Email: info@curacao.com
 Website: www.curacao.com

Stayover Visitor Arrival (Aug / 2014)

	Aug/2014	% Total	Aug/2013	% Total	% Change
North America					
Canada	316	0.8%	292	0.8%	8%
United States	4,841	12.0%	6,127	15.7%	-21%
Total	5,157	12.7%	6,419	16.5%	-19.66%
South America					
Argentina	143	0.4%	190	0.5%	-25%
Brazil	902	2.2%	795	2.0%	13%
Chile	70	0.2%	55	0.1%	27%
Colombia	1,275	3.1%	973	2.5%	31%
Ecuador	141	0.3%	716	1.8%	-80%
Guyana	397	1.0%	192	0.5%	107%
Panama	109	0.3%	116	0.3%	-6%
Suriname	1,391	3.4%	1,509	3.9%	-8%
Venezuela	9,697	23.9%	7,893	20.3%	23%
Other	346	0.9%	202	0.5%	71%
Total	14,471	35.7%	12,641	32.5%	14.48%
Caribbean					
Aruba	2,206	5.4%	2,060	5.3%	7%
Barbados	49	0.1%	46	0.1%	7%
Dom. Rep.	308	0.8%	306	0.8%	1%
Haiti	128	0.3%	232	0.6%	-45%
Jamaica	194	0.5%	364	0.9%	-47%
Trinidad & Tobago	578	1.4%	853	2.2%	-32%
Other	152	0.4%	124	0.3%	23%
Total	3,615	8.9%	3,985	10.2%	-9.28%
Europe					
Austria	100	0.2%	90	0.2%	11%
Belgium	431	1.1%	526	1.4%	-18%
Denmark	21	0.1%	24	0.1%	-12%
France	424	1.0%	352	0.9%	20%
Germany	1,444	3.6%	1,177	3.0%	23%
Italy	275	0.7%	214	0.5%	29%
Netherlands	11,686	28.9%	11,096	28.5%	5%
Norway	43	0.1%	47	0.1%	-9%
Spain	123	0.3%	140	0.4%	-12%
Sweden	50	0.1%	70	0.2%	-29%
Switzerland	112	0.3%	137	0.4%	-18%
United Kingdom	241	0.6%	224	0.6%	8%
Other	318	0.8%	354	0.9%	-10%
Total	15,268	37.7%	14,451	37.1%	5.65%
Others					
Not Stated	1,460	3.6%	949	2.4%	54%
Other	525	1.3%	473	1.2%	11%
Total	1,985	4.9%	1,422	3.7%	39.59%
Overall	40,496	100.0%	38,918	100.0%	4%

	2014YTD	% Total	2013YTD	% Total	% Change
	8,748	3.0%	7,009	2.4%	25%
	36,424	12.7%	45,185	15.5%	-19%
Total	45,172	15.7%	52,194	18.0%	-13%
	1,317	0.5%	1,671	0.6%	-21%
	7,243	2.5%	6,342	2.2%	14%
	580	0.2%	460	0.2%	26%
	6,862	2.4%	6,694	2.3%	3%
	738	0.3%	1,656	0.6%	-55%
	1,084	0.4%	1,089	0.4%	0%
	849	0.3%	1,025	0.4%	-17%
	6,387	2.2%	8,054	2.8%	-21%
	53,299	18.6%	54,106	18.6%	-1%
	1,752	0.6%	1,545	0.5%	13%
Total	80,111	27.9%	82,642	28.4%	-3%
	12,145	4.2%	13,613	4.7%	-11%
	403	0.1%	425	0.1%	-5%
	2,394	0.8%	3,325	1.1%	-28%
	1,360	0.5%	1,665	0.6%	-18%
	1,654	0.6%	2,350	0.8%	-30%
	3,868	1.3%	4,103	1.4%	-6%
	941	0.3%	1,142	0.4%	-18%
Total	22,765	7.9%	26,623	9.2%	-14%
	1,007	0.4%	799	0.3%	26%
	4,313	1.5%	4,028	1.4%	7%
	441	0.2%	356	0.1%	24%
	1,575	0.5%	1,966	0.7%	-20%
	11,696	4.1%	10,501	3.6%	11%
	756	0.3%	960	0.3%	-21%
	93,693	32.6%	89,178	30.7%	5%
	532	0.2%	639	0.2%	-17%
	763	0.3%	892	0.3%	-14%
	1,259	0.4%	915	0.3%	38%
	1,320	0.5%	1,425	0.5%	-7%
	1,703	0.6%	1,619	0.6%	5%
	3,830	1.3%	3,033	1.0%	26%
Total	122,888	42.8%	116,311	40.0%	6%
	12,930	4.5%	8,615	3.0%	50%
	3,455	1.2%	4,260	1.5%	-19%
Total	16,385	5.7%	12,875	4.4%	27%
Overall	287,321	100.0%	290,645	100.0%	-1%



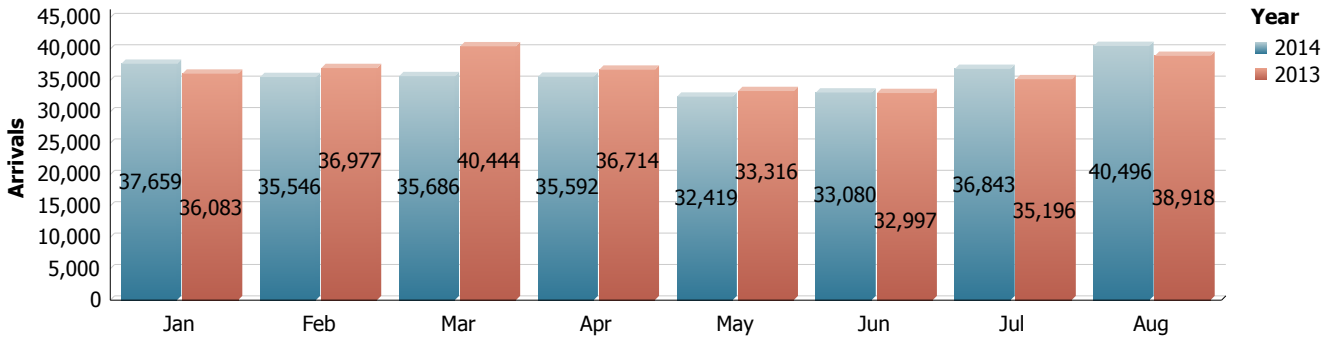
Pietermaai 19, Curacao, Dutch Caribbean
 Phone: (599-9) 434-8200 * Fax: (599-9) 461-5017
 Email: info@curacao.com
 Website: www.curacao.com

Stayover Visitor Nights (Aug / 2014)

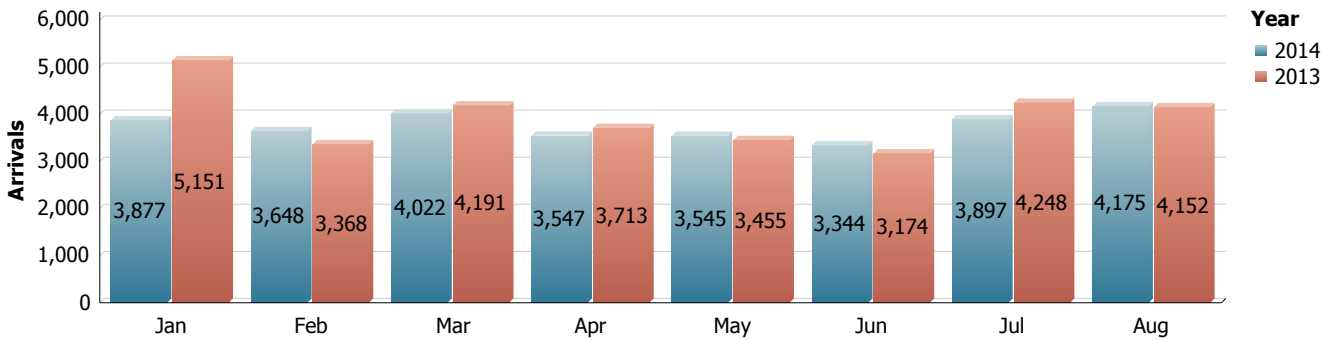
	Aug/2014	% Total	Aug/2013	% Total	% Change
North America					
Canada	2,683	0.8%	2,815	0.9%	-5%
United States	31,278	9.1%	36,397	11.6%	-14%
Total	33,961	9.9%	39,212	12.5%	-13%
South America					
Argentina	1,160	0.3%	1,501	0.5%	-23%
Brazil	6,085	1.8%	4,547	1.5%	34%
Chile	551	0.2%	317	0.1%	74%
Colombia	9,269	2.7%	7,620	2.4%	22%
Ecuador	733	0.2%	4,597	1.5%	-84%
Guyana	2,399	0.7%	1,084	0.3%	121%
Panama	489	0.1%	460	0.1%	6%
Suriname	9,443	2.8%	9,245	3.0%	2%
Venezuela	79,928	23.4%	52,389	16.7%	53%
Other	2,932	0.9%	1,036	0.3%	183%
Total	112,989	33.0%	82,796	26.4%	36%
Caribbean					
Aruba	10,944	3.2%	10,450	3.3%	5%
Barbados	272	0.1%	151	0.0%	80%
Dom. Rep.	3,744	1.1%	4,266	1.4%	-12%
Haiti	808	0.2%	1,508	0.5%	-46%
Jamaica	1,406	0.4%	2,721	0.9%	-48%
Trinidad & Tobago	2,526	0.7%	3,805	1.2%	-34%
Other	1,260	0.4%	763	0.2%	65%
Total	20,960	6.1%	23,664	7.6%	-11%
Europe					
Austria	1,018	0.3%	797	0.3%	28%
Belgium	4,294	1.3%	5,617	1.8%	-24%
Denmark	156	0.0%	137	0.0%	14%
France	3,100	0.9%	2,330	0.7%	33%
Germany	17,259	5.0%	13,512	4.3%	28%
Italy	2,419	0.7%	1,637	0.5%	48%
Netherlands	130,133	38.1%	126,167	40.3%	3%
Norway	308	0.1%	347	0.1%	-11%
Spain	1,520	0.4%	1,374	0.4%	11%
Sweden	452	0.1%	477	0.2%	-5%
Switzerland	1,124	0.3%	1,330	0.4%	-15%
United Kingdom	2,832	0.8%	2,636	0.8%	7%
Other	2,498	0.7%	2,967	0.9%	-16%
Total	167,113	48.9%	159,328	50.9%	5%
Others					
Not Stated	3,834	1.1%	5,035	1.6%	-24%
Other	3,124	0.9%	3,042	1.0%	3%
Total	6,958	2.0%	8,077	2.6%	-14%
Overall	341,981	100.0%	313,077	100.0%	9%

	2014YTD	% Total	2013YTD	% Total	% Change
	73,286	2.8%	59,752	2.4%	23%
	248,268	9.6%	292,378	11.9%	-15%
Total	321,554	12.5%	352,130	14.3%	-9%
	9,470	0.4%	11,790	0.5%	-20%
	47,767	1.9%	37,961	1.5%	26%
	4,164	0.2%	3,459	0.1%	20%
	61,962	2.4%	70,156	2.9%	-12%
	4,639	0.2%	11,361	0.5%	-59%
	7,073	0.3%	6,102	0.2%	16%
	4,544	0.2%	5,311	0.2%	-14%
	41,835	1.6%	48,285	2.0%	-13%
	413,877	16.1%	336,157	13.7%	23%
	13,992	0.5%	11,305	0.5%	24%
Total	609,323	23.7%	541,887	22.0%	12%
	61,282	2.4%	72,794	3.0%	-16%
	2,101	0.1%	1,890	0.1%	11%
	37,899	1.5%	44,561	1.8%	-15%
	11,745	0.5%	14,314	0.6%	-18%
	12,078	0.5%	16,660	0.7%	-28%
	16,173	0.6%	17,419	0.7%	-7%
	6,726	0.3%	6,929	0.3%	-3%
Total	148,004	5.8%	174,567	7.1%	-15%
	10,627	0.4%	8,300	0.3%	28%
	45,349	1.8%	42,278	1.7%	7%
	4,498	0.2%	3,092	0.1%	45%
	12,267	0.5%	13,588	0.6%	-10%
	132,114	5.1%	117,820	4.8%	12%
	6,811	0.3%	8,922	0.4%	-24%
	1,086,439	42.2%	1,027,036	41.8%	6%
	4,799	0.2%	5,891	0.2%	-19%
	8,784	0.3%	8,806	0.4%	0%
	11,317	0.4%	8,452	0.3%	34%
	13,136	0.5%	14,258	0.6%	-8%
	17,589	0.7%	16,895	0.7%	4%
	33,224	1.3%	26,750	1.1%	24%
Total	1,386,954	53.9%	1,302,088	53.0%	7%
	81,172	3.2%	55,251	2.2%	47%
	26,253	1.0%	31,929	1.3%	-18%
Total	107,425	4.2%	87,180	3.5%	23%
Overall	2,573,260	100.0%	2,457,852	100.0%	5%

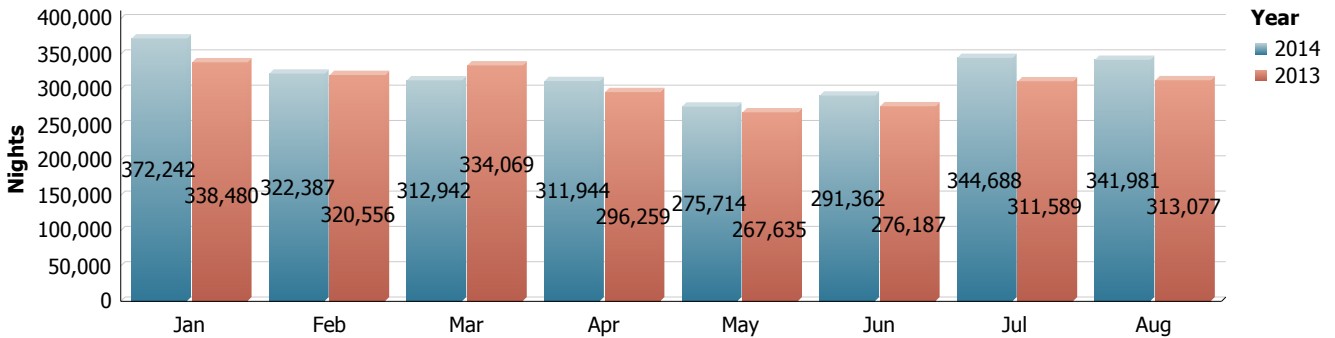
Stay over



Day trippers



Stay over nights



Cruise arrivals

