

Overall Visitor Arrival Performance (Sep / 2014)

Total Stayover Arrivals by Region

Region	Sep/2014	% Total	Sep/2013	% Total	% Change
North America	3,955	11%	4,298	13%	-8%
South America	14,552	39%	12,730	37%	14%
Caribbean	2,559	7%	2,720	8%	-6%
Europe	14,623	39%	13,516	39%	8%
Others	1,685	5%	1,060	3%	59%
Total	37,374	100%	34,324	100%	9%

2014YTD	% Total	2013YTD	% Total	% Change
49,145	15%	56,492	17%	-13%
94,677	29%	95,372	29%	-1%
25,327	8%	29,343	9%	-14%
137,540	42%	129,827	40%	6%
18,020	6%	13,935	4%	29%
324,709	100%	324,969	100%	0%

Total Daytrippers

	Sep/2014	% Total	Sep/2013	% Total	% Change
Day Trippers	3,638	100%	3,447	100%	6%

2014YTD	% Total	2013YTD	% Total	% Change
33,693	100%	34,899	100%	-3%

Total Nights by Region

Region	Sep/2014	% Total	Sep/2013	% Total	% Change
North America	29,320	9.3%	30,875	10.6%	-5%
South America	113,624	36.1%	89,397	30.6%	27%
Caribbean	16,970	5.4%	19,426	6.7%	-13%
Europe	152,655	48.4%	145,736	49.9%	5%
Others	2,557	0.8%	6,653	2.3%	-62%
Total	315,126	100%	292,087	100%	8%

2014YTD	% Total	2013YTD	% Total	% Change
350,980	12.2%	383,005	13.9%	-8%
722,996	25.0%	631,284	23.0%	15%
165,018	5.7%	193,993	7.1%	-15%
1,540,007	53.3%	1,447,824	52.6%	6%
109,624	3.8%	93,833	3.4%	17%
2,888,625	100%	2,749,939	100%	5%

Total Cruise Arrivals

	Sep/2014	% Total	Sep/2013	% Total	% Change
Cruise Arrivals	25,792	100%	18,955	100%	36%
Cruise Calls	13	100%	9	100%	44%

2014YTD	% Total	2013YTD	% Total	% Change
443,432	100%	402,579	100%	10%
204	100%	199	100%	3%

Total Arrivals

	Sep/2014	% Total	Sep/2013	% Total	% Change
Cruise Arrivals	25,792	39%	18,955	33%	36%
Day Trippers	3,638	5%	3,447	6%	6%
Stayovers	37,374	56%	34,324	61%	9%
Total	66,804	100%	56,726	100%	18%

2014YTD	% Total	2013YTD	% Total	% Change
443,432	55%	402,579	53%	10%
33,693	4%	34,899	5%	-3%
324,709	40%	324,969	43%	0%
801,834	100%	762,447	100%	5%

Source

Stayover: Immigration database / CTB
Visitor Nights: Immigration database / CTB
Cruise calls / passengers: CPA



Pietermaai 19, Curaçao, Dutch Caribbean
 Phone: (599-9) 434-8200 * Fax: (599-9) 461-5017
 Email: info@curacao.com
 Website: www.curacao.com

Stayover Visitor Arrival (Sep / 2014)

	Sep2014	% Total	Sep2013	% Total	% Change
North America					
Canada	252	0.7%	289	0.8%	-13%
United States	3,703	9.9%	4,009	11.7%	-8%
Total	3,955	10.6%	4,298	12.5%	-7.98%
South America					
Argentina	123	0.3%	146	0.4%	-16%
Brazil	1,026	2.7%	1,269	3.7%	-19%
Chile	94	0.3%	130	0.4%	-28%
Colombia	959	2.6%	636	1.9%	51%
Ecuador	69	0.2%	97	0.3%	-29%
Guyana	64	0.2%	45	0.1%	42%
Panama	109	0.3%	130	0.4%	-16%
Suriname	1,752	4.7%	1,603	4.7%	9%
Venezuela	10,104	27.0%	8,495	24.7%	19%
Other	252	0.7%	179	0.5%	41%
Total	14,552	38.9%	12,730	37.1%	14.31%
Caribbean					
Aruba	1,335	3.6%	1,346	3.9%	-1%
Barbados	56	0.1%	35	0.1%	60%
Dom. Rep.	360	1.0%	387	1.1%	-7%
Haiti	151	0.4%	222	0.6%	-32%
Jamaica	237	0.6%	300	0.9%	-21%
Trinidad & Tobago	322	0.9%	317	0.9%	2%
Other	98	0.3%	113	0.3%	-13%
Total	2,559	6.8%	2,720	7.9%	-5.92%
Europe					
Austria	126	0.3%	97	0.3%	30%
Belgium	523	1.4%	553	1.6%	-5%
Denmark	35	0.1%	8	0.0%	338%
Finland	57	0.2%	106	0.3%	-46%
France	116	0.3%	67	0.2%	73%
Germany	2,105	5.6%	1,745	5.1%	21%
Italy	80	0.2%	77	0.2%	4%
Netherlands	10,695	28.6%	9,943	29.0%	8%
Norway	53	0.1%	41	0.1%	29%
Sweden	65	0.2%	54	0.2%	20%
Switzerland	210	0.6%	178	0.5%	18%
United Kingdom	205	0.5%	190	0.6%	8%
Other	353	0.9%	457	1.3%	-23%
Total	14,623	39.1%	13,516	39.4%	8.19%
Others					
Not Stated	1,328	3.6%	626	1.8%	112%
Other	357	1.0%	434	1.3%	-18%
Total	1,685	4.5%	1,060	3.1%	58.96%
Overall	37,374	100.0%	34,324	100.0%	9%

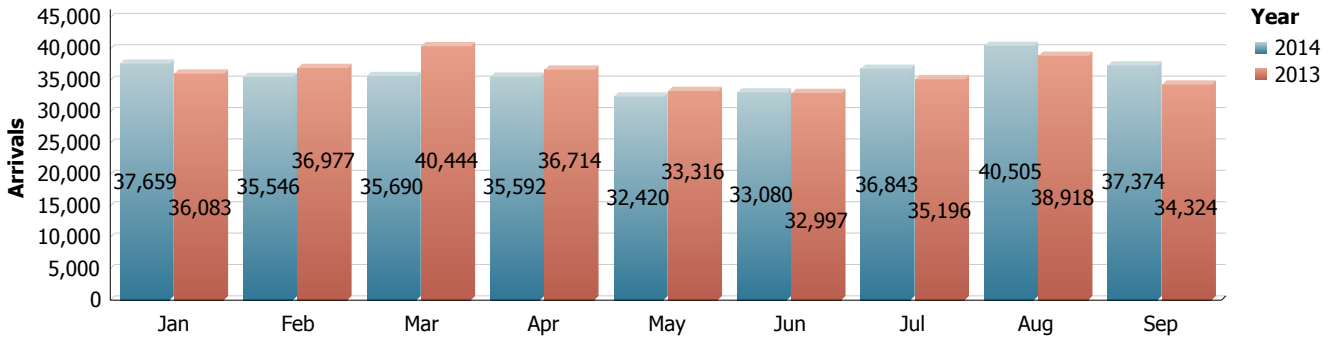
2014YTD	% Total	2013YTD	% Total	% Change
9,002	2.8%	7,298	2.2%	23%
40,143	12.4%	49,194	15.1%	-18%
49,145	15.1%	56,492	17.4%	-13%
1,440	0.4%	1,817	0.6%	-21%
8,269	2.5%	7,611	2.3%	9%
674	0.2%	590	0.2%	14%
7,827	2.4%	7,330	2.3%	7%
807	0.2%	1,753	0.5%	-54%
1,148	0.4%	1,134	0.3%	1%
958	0.3%	1,155	0.4%	-17%
8,139	2.5%	9,657	3.0%	-16%
63,410	19.5%	62,601	19.3%	1%
2,005	0.6%	1,724	0.5%	16%
94,677	29.2%	95,372	29.3%	-1%
13,480	4.2%	14,959	4.6%	-10%
459	0.1%	460	0.1%	0%
2,756	0.8%	3,712	1.1%	-26%
1,511	0.5%	1,887	0.6%	-20%
1,892	0.6%	2,650	0.8%	-29%
4,190	1.3%	4,420	1.4%	-5%
1,039	0.3%	1,255	0.4%	-17%
25,327	7.8%	29,343	9.0%	-14%
1,133	0.3%	896	0.3%	26%
4,836	1.5%	4,581	1.4%	6%
476	0.1%	364	0.1%	31%
1,343	0.4%	560	0.2%	140%
1,692	0.5%	2,033	0.6%	-17%
13,808	4.3%	12,246	3.8%	13%
837	0.3%	1,037	0.3%	-19%
104,406	32.2%	99,121	30.5%	5%
585	0.2%	680	0.2%	-14%
1,324	0.4%	969	0.3%	37%
1,530	0.5%	1,603	0.5%	-5%
1,909	0.6%	1,809	0.6%	6%
3,661	1.1%	3,928	1.2%	-7%
137,540	42.4%	129,827	40.0%	6%
14,207	4.4%	9,241	2.8%	54%
3,813	1.2%	4,694	1.4%	-19%
18,020	5.5%	13,935	4.3%	29%
324,709	100.0%	324,969	100.0%	0%

Stayover Visitor Nights (Sep / 2014)

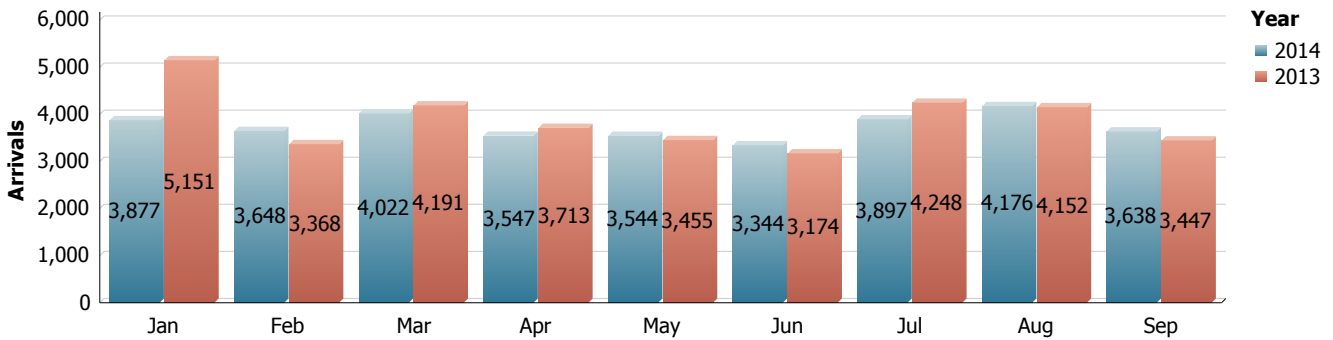
	Sep/2014	% Total	Sep/2013	% Total	% Change
North America					
Canada	2,851	0.9%	3,528	1.2%	-19%
United States	26,469	8.4%	27,347	9.4%	-3%
Total	29,320	9.3%	30,875	10.6%	-5%
South America					
Argentina	838	0.3%	1,044	0.4%	-20%
Brazil	6,109	1.9%	7,306	2.5%	-16%
Chile	638	0.2%	931	0.3%	-31%
Colombia	8,314	2.6%	10,129	3.5%	-18%
Ecuador	374	0.1%	726	0.2%	-48%
Guyana	243	0.1%	234	0.1%	4%
Panama	423	0.1%	768	0.3%	-45%
Suriname	11,741	3.7%	12,060	4.1%	-3%
Venezuela	82,739	26.3%	54,853	18.8%	51%
Other	2,205	0.7%	1,346	0.5%	64%
Total	113,624	36.1%	89,397	30.6%	27%
Caribbean					
Aruba	6,346	2.0%	6,850	2.3%	-7%
Barbados	280	0.1%	236	0.1%	19%
Dom. Rep.	5,001	1.6%	5,860	2.0%	-15%
Haiti	1,289	0.4%	2,015	0.7%	-36%
Jamaica	1,865	0.6%	2,370	0.8%	-21%
Trinidad & Tobago	1,361	0.4%	1,465	0.5%	-7%
Other	828	0.3%	630	0.2%	31%
Total	16,970	5.4%	19,426	6.7%	-13%
Europe					
Austria	1,339	0.4%	1,049	0.4%	28%
Belgium	4,696	1.5%	5,352	1.8%	-12%
Denmark	331	0.1%	133	0.0%	149%
Finland	653	0.2%	812	0.3%	-20%
France	918	0.3%	679	0.2%	35%
Germany	23,855	7.6%	19,476	6.7%	22%
Italy	587	0.2%	652	0.2%	-10%
Netherlands	112,303	35.6%	109,742	37.6%	2%
Norway	362	0.1%	305	0.1%	19%
Sweden	691	0.2%	415	0.1%	67%
Switzerland	1,891	0.6%	1,775	0.6%	7%
United Kingdom	2,110	0.7%	2,185	0.7%	-3%
Other	2,919	0.9%	3,161	1.1%	-8%
Total	152,655	48.4%	145,736	49.9%	5%
Others					
Not Stated	0	0.0%	3,534	1.2%	-100%
Other	2,557	0.8%	3,119	1.1%	-18%
Total	2,557	0.8%	6,653	2.3%	-62%
Overall	315,126	100.0%	292,087	100.0%	8%

	2014YTD	% Total	2013YTD	% Total	% Change
	76,147	2.6%	63,280	2.3%	20%
	274,833	9.5%	319,725	11.6%	-14%
Total	350,980	12.2%	383,005	13.9%	-8%
	10,308	0.4%	12,834	0.5%	-20%
	53,876	1.9%	45,267	1.6%	19%
	4,802	0.2%	4,390	0.2%	9%
	70,289	2.4%	80,285	2.9%	-12%
	5,013	0.2%	12,087	0.4%	-59%
	7,316	0.3%	6,336	0.2%	15%
	4,967	0.2%	6,079	0.2%	-18%
	53,576	1.9%	60,345	2.2%	-11%
	496,652	17.2%	391,010	14.2%	27%
	16,197	0.6%	12,651	0.5%	28%
Total	722,996	25.0%	631,284	23.0%	15%
	67,628	2.3%	79,644	2.9%	-15%
	2,381	0.1%	2,126	0.1%	12%
	42,931	1.5%	50,421	1.8%	-15%
	13,034	0.5%	16,329	0.6%	-20%
	13,956	0.5%	19,030	0.7%	-27%
	17,534	0.6%	18,884	0.7%	-7%
	7,554	0.3%	7,559	0.3%	0%
Total	165,018	5.7%	193,993	7.1%	-15%
	11,966	0.4%	9,349	0.3%	28%
	50,044	1.7%	47,630	1.7%	5%
	4,829	0.2%	3,225	0.1%	50%
	12,225	0.4%	4,925	0.2%	148%
	13,195	0.5%	14,267	0.5%	-8%
	156,075	5.4%	137,296	5.0%	14%
	7,407	0.3%	9,574	0.3%	-23%
	1,199,001	41.5%	1,136,778	41.3%	5%
	5,161	0.2%	6,196	0.2%	-17%
	12,008	0.4%	8,867	0.3%	35%
	15,027	0.5%	16,033	0.6%	-6%
	19,706	0.7%	19,080	0.7%	3%
	33,363	1.2%	34,604	1.3%	-4%
Total	1,540,007	53.3%	1,447,824	52.6%	6%
	80,809	2.8%	58,785	2.1%	37%
	28,815	1.0%	35,048	1.3%	-18%
Total	109,624	3.8%	93,833	3.4%	17%
Overall	2,888,625	100.0%	2,749,939	100.0%	5%

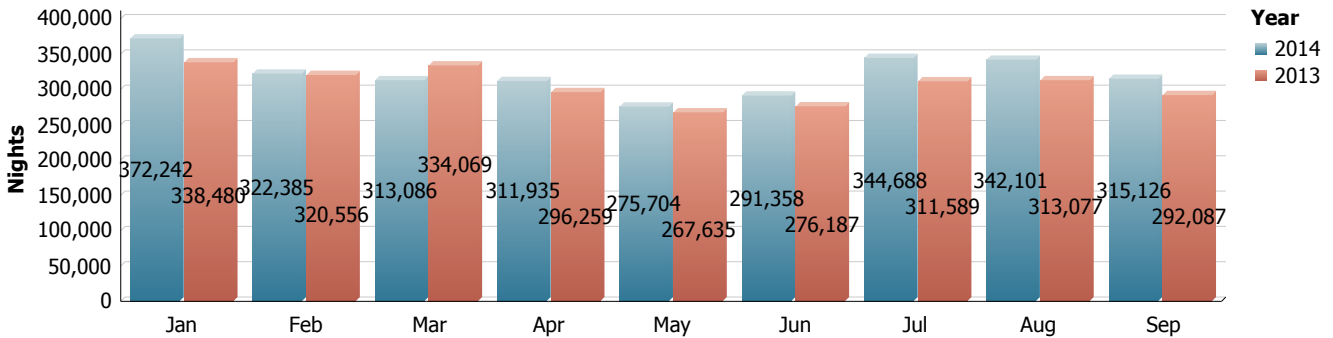
Stay over



Day trippers



Stay over nights



Cruise arrivals

